

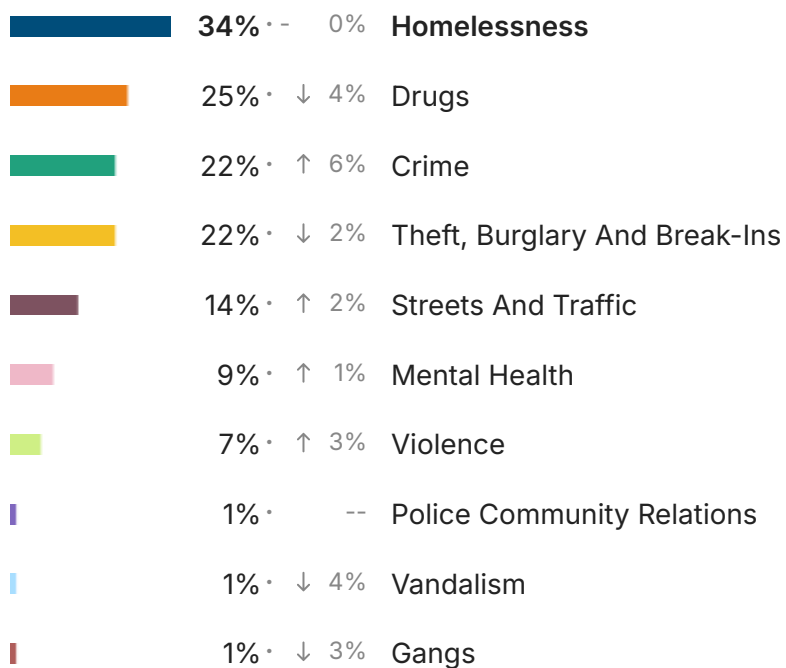


April 2026 Blockwise Monthly Report - Central

Analysis of responses to the question, "What is the number one issue or problem in your local area you would like the police to deal with?"

Most Common Topics

76 labeled responses out of 155

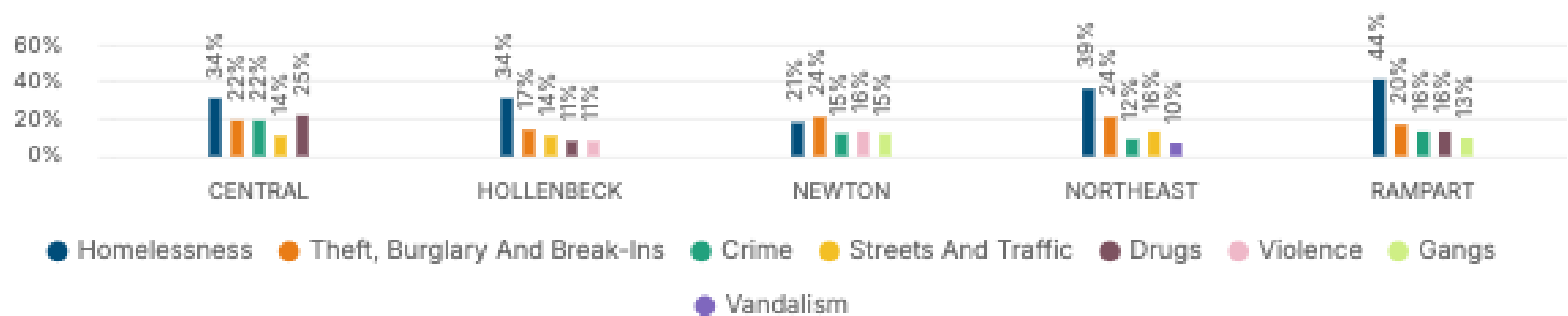


Top 3 Topics Breakdown

Number of responses by leading subtopic



Top concerns by area



Scores Over Time and by Area

163 responses (collected by Zencity ad-based distribution, excluding self-distribution)

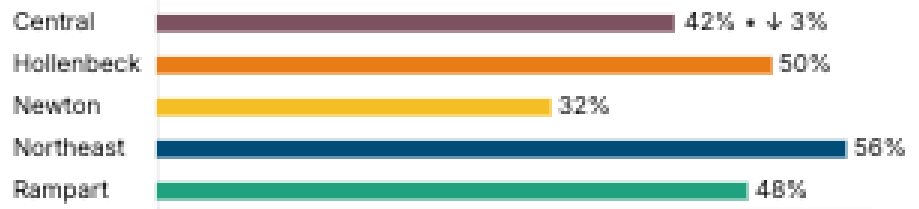
[Explore Results](#)

42% Safety

↓ 3% vs previous month



Score by Area



56% Fairness

↑ 17% vs previous month

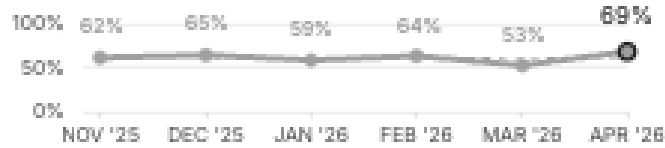


Score by Area



69% Respect

↑ 16% vs previous month




Score by Area



67% Voice

↑ 7% vs previous month



Score by Area

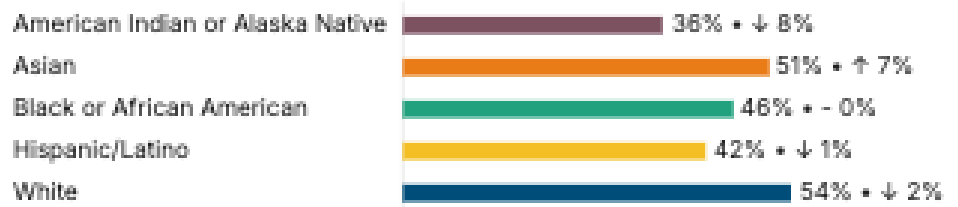


Quarterly Monthly Average Scores Over Time and by Demographics

42% **Safety**
 ↓ 3% vs previous month



Score by Demographic (ethnicity)



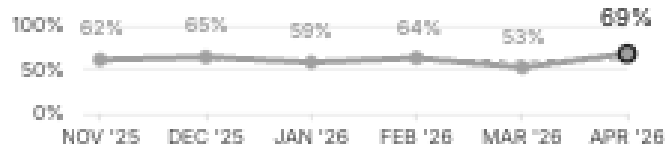
56% **Fairness**
 ↑ 17% vs previous month



Score by Demographic (ethnicity)



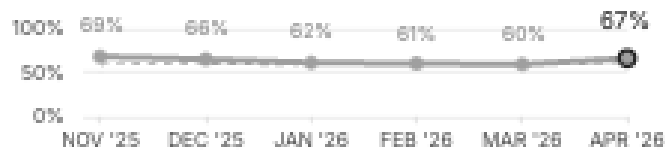
69% **Respect**
 ↑ 16% vs previous month



Score by Demographic (ethnicity)



67% **Voice**
 ↑ 7% vs previous month



Score by Demographic (ethnicity)



Quarterly Monthly Average Scores Over Time and by Demographics

42% Safety

↓ 3% vs previous month



Score by Demographic (age_group)



56% Fairness

↑ 17% vs previous month




Score by Demographic (age_group)



69% Respect

↑ 16% vs previous month

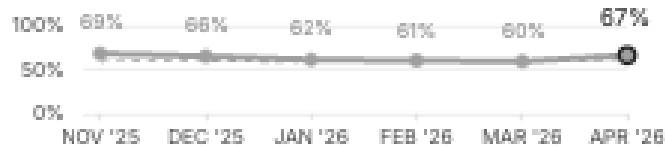


Score by Demographic (age_group)

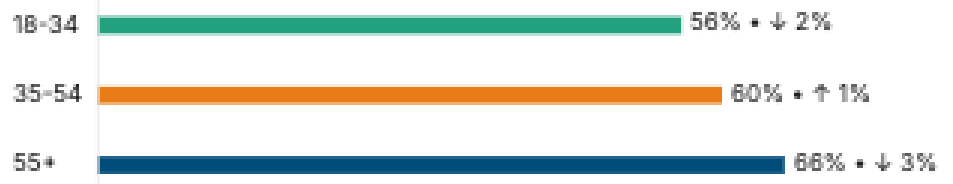


67% Voice

↑ 7% vs previous month



Score by Demographic (age_group)



Quarterly Monthly Average Scores Over Time and by Demographics

42% Safety

↓ 3% vs previous month



Score by Demographic (gender)



56% Fairness

↑ 17% vs previous month

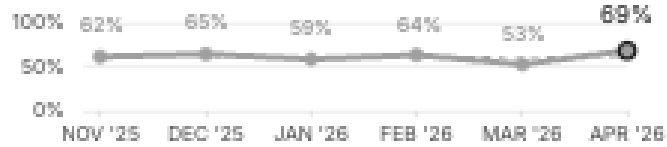


Score by Demographic (gender)



69% Respect

↑ 16% vs previous month

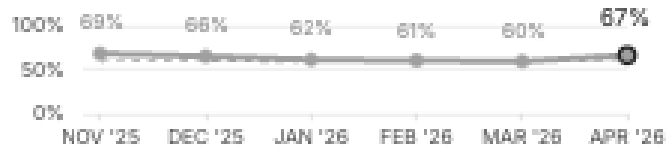


Score by Demographic (gender)



67% Voice

↑ 7% vs previous month




Score by Demographic (gender)



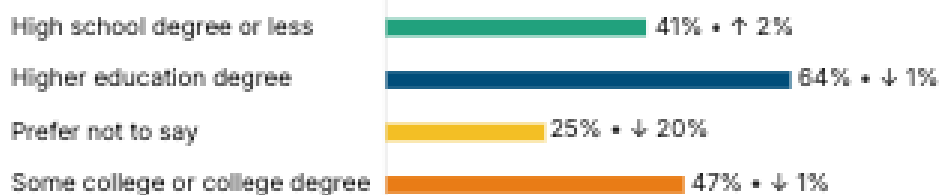
Quarterly Monthly Average Scores Over Time and by Demographics

42% Safety

↓ 3% vs previous month

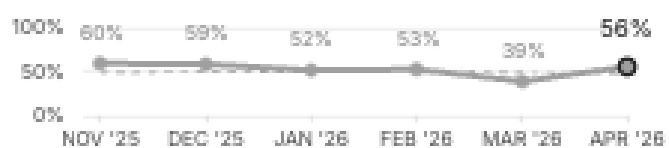


Score by Demographic (education)



56% Fairness

↑ 17% vs previous month




Score by Demographic (education)

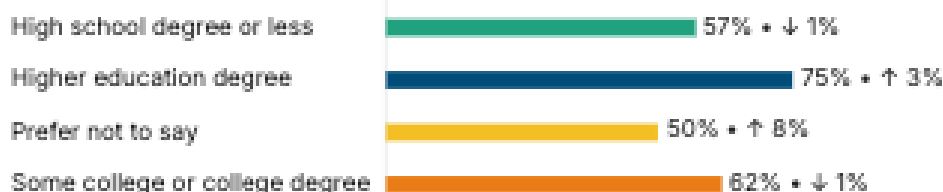


69% Respect

↑ 16% vs previous month

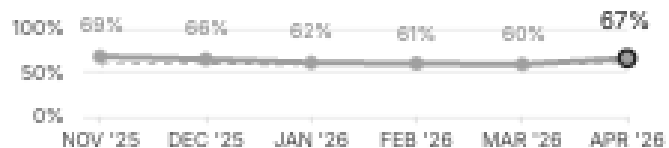


Score by Demographic (education)



67% Voice

↑ 7% vs previous month



Score by Demographic (education)



Small sample sizes can lead to unreliable estimates. Scores for groups under 30 respondents are not shown, and groups with 30 to 49 respondents are marked with an asterisk (*). Use these scores with caution. [Link to Methodology](#).